






Course: Fall2023ECON1960S01: ECON1960 Fall23 S01 Honors Tutorial for Economics Majors-S01
Instructor: Neil Thakral
TA: Fu Jin, Alison Lodermeier, Francesco Ferlenga *
Response Rate: 18/22 (81.82 %)






1 - My teaching assistant (Francesco Ferlenga):

was consistently prepared.

Response Option				Weight	Frequency	Percent	Percent Responses		Means										
Strongly Agree				(5)	8	100.00%													
Agree				(4)	0	0.00%													
Neutral				(3)	0	0.00%													
Disagree				(2)	0	0.00%													
Strongly Disagree				(1)	0	0.00%													
N/A				(0)	0	0.00%													
							0	25	50	100	Question		Brown University		Division		Department		
Response Rate		Mean	STD	Median	Brown University		Mean	STD	Median	Division		Mean	STD	Median	Department		Mean	STD	Median
8/22 (36.36%)		5.00	0.00	5.00	15646		4.61	0.67	5.00	4478		4.60	0.68	5.00	2220		4.58	0.71	5.00






1 - My teaching assistant (Francesco Ferlenga):

effectively engaged students (e.g. encouraged student participation; was responsive to questions; offered opportunities for discussion in pairs or small groups).

Response Option				Weight	Frequency	Percent	Percent Responses		Means										
Strongly Agree				(5)	8	100.00%													
Agree				(4)	0	0.00%													
Neutral				(3)	0	0.00%													
Disagree				(2)	0	0.00%													
Strongly Disagree				(1)	0	0.00%													
N/A				(0)	0	0.00%													
							0	25	50	100	Question		Brown University		Division		Department		
Response Rate		Mean	STD	Median	Brown University		Mean	STD	Median	Division		Mean	STD	Median	Department		Mean	STD	Median
8/22 (36.36%)		5.00	0.00	5.00	15584		4.56	0.72	5.00	4459		4.54	0.74	5.00	2208		4.55	0.73	5.00






1 - My teaching assistant (Francesco Ferlenga):

was responsive to students (e.g. was available during office hours; was responsive to questions; was responsive to requests to meet).

Response Option				Weight	Frequency	Percent	Percent Responses		Means									
Strongly Agree				(5)	8	100.00%												
Agree				(4)	0	0.00%												
Neutral				(3)	0	0.00%												
Disagree				(2)	0	0.00%												
Strongly Disagree				(1)	0	0.00%												
N/A				(0)	0	0.00%												
							0	25	50	100	Question		Brown University		Division		Department	
Response Rate		Mean	STD	Median	Brown University		Mean	STD	Median	Division	Mean	STD	Median	Department	Mean	STD	Median	
8/22 (36.36%)		5.00	0.00	5.00	15619		4.62	0.66	5.00	4467	4.62	0.65	5.00	2212	4.62	0.65	5.00	

1 - My teaching assistant (Francesco Ferlenga):






made content clear and understandable.

Response Option				Weight	Frequency	Percent	Percent Responses		Means							
Strongly Agree				(5)	8	100.00%										
Agree				(4)	0	0.00%										
Neutral				(3)	0	0.00%										
Disagree				(2)	0	0.00%										
Strongly Disagree				(1)	0	0.00%										
N/A				(0)	0	0.00%										
02550100								Question		Brown University		Division		Department		
Response Rate		Mean	STD	Median	Brown University		Mean	STD	Median	Division		Mean	STD	Median	Department	
8/22 (36.36%)		5.00	0.00	5.00	15610		4.54	0.76	5.00	4456		4.51	0.79	5.00	22134.500.825.00	

Course: Fall2023ECON1960S01: ECON1960 Fall23 S01 Honors Tutorial for Economics Majors-S01
Instructor: Neil Thakral
TA: Fu Jin, Alison Lodermeier, Francesco Ferlenga *
Response Rate: 18/22 (81.82 %)






1 - My teaching assistant (Francesco Ferlenga):

provided clear feedback on assignments that improved my learning.

Response Option				Weight	Frequency	Percent	Percent Responses			Means									
Strongly Agree				(5)	8	100.00%													
Agree				(4)	0	0.00%													
Neutral				(3)	0	0.00%													
Disagree				(2)	0	0.00%													
Strongly Disagree				(1)	0	0.00%													
N/A				(0)	0	0.00%													
							0	25	50	100	Question		Brown University		Division		Department		
Response Rate		Mean	STD	Median	Brown University		Mean	STD	Median	Division		Mean	STD	Median	Department		Mean	STD	Median
8/22 (36.36%)		5.00	0.00	5.00	15570		4.53	0.78	5.00	4440		4.50	0.81	5.00	2196		4.53	0.76	5.00

1 - My teaching assistant (Francesco Ferlenga):

Overall, I rate this teaching assistant as effective.

Response Option				Weight	Frequency	Percent	Percent Responses		Means										
Strongly Agree				(5)	8	100.00%													
Agree				(4)	0	0.00%													
Neutral				(3)	0	0.00%													
Disagree				(2)	0	0.00%													
Strongly Disagree				(1)	0	0.00%													
N/A				(0)	0	0.00%													
							0	25	50	100	Question		Brown University		Division		Department		
Response Rate		Mean	STD	Median	Brown University		Mean	STD	Median	Division		Mean	STD	Median	Department		Mean	STD	Median
8/22 (36.36%)		5.00	0.00	5.00	15519		4.58	0.70	5.00	4448		4.57	0.72	5.00	2211		4.57	0.73	5.00

2 - What has been particularly effective about Francesco Ferlenga's approach to teaching in this course?

Response Rate 2/22 (9.09%)

- See above
- Always prepared and happy to answer questions

3 - What specific advice would you have for Francesco Ferlenga about changes that would enhance your learning?

Response Rate 2/22 (9.09%)

- N/A
- None