



Course: Spring2024ECON1960S01: ECON1960 Spring24 S01 Honors Tutorial for Economics Majors-S01
Instructor: Neil Thakral
TA: Alison Lodermeier, Francesco Ferlenga *
Response Rate: 14/21 (66.67 %)



1 - My teaching assistant (Francesco Ferlenga):

was consistently prepared.

Response Option				Weight	Frequency	Percent	Percent Responses		Means										
Strongly Agree				(5)	7	100.00%													
Agree				(4)	0	0.00%													
Neutral				(3)	0	0.00%													
Disagree				(2)	0	0.00%													
Strongly Disagree				(1)	0	0.00%													
N/A				(0)	0	0.00%													
							0	25	50	100	Question		Brown University		Division		Department		
Response Rate		Mean	STD	Median	Brown University		Mean	STD	Median	Division		Mean	STD	Median	Department		Mean	STD	Median
7/21 (33.33%)		5.00	0.00	5.00	13438		4.59	0.70	5.00	3315		4.61	0.67	5.00	1620		4.61	0.68	5.00


1 - My teaching assistant (Francesco Ferlenga):

effectively engaged students (e.g. encouraged student participation; was responsive to questions; offered opportunities for discussion in pairs or small groups).

Response Option				Weight	Frequency	Percent	Percent Responses		Means										
Strongly Agree				(5)	7	100.00%													
Agree				(4)	0	0.00%													
Neutral				(3)	0	0.00%													
Disagree				(2)	0	0.00%													
Strongly Disagree				(1)	0	0.00%													
N/A				(0)	0	0.00%													
							0	25	50	100	Question		Brown University		Division		Department		
Response Rate		Mean	STD	Median	Brown University		Mean	STD	Median	Division		Mean	STD	Median	Department		Mean	STD	Median
7/21 (33.33%)		5.00	0.00	5.00	13380		4.55	0.74	5.00	3304		4.56	0.74	5.00	1613		4.58	0.71	5.00






1 - My teaching assistant (Francesco Ferlenga):

was responsive to students (e.g. was available during office hours; was responsive to questions; was responsive to requests to meet).

Response Option				Weight	Frequency	Percent	Percent Responses		Means										
Strongly Agree				(5)	7	100.00%			5.00		4.60		4.62		4.64				
Agree				(4)	0	0.00%													
Neutral				(3)	0	0.00%													
Disagree				(2)	0	0.00%													
Strongly Disagree				(1)	0	0.00%													
N/A				(0)	0	0.00%													
							0	25	50	100	Question		Brown University		Division		Department		
Response Rate		Mean	STD	Median	Brown University		Mean	STD	Median	Division		Mean	STD	Median	Department		Mean	STD	Median
7/21 (33.33%)		5.00	0.00	5.00	13391		4.60	0.69	5.00	3301		4.62	0.67	5.00	1613		4.64	0.64	5.00

1 - My teaching assistant (Francesco Ferlenga):






made content clear and understandable.

Response Option				Weight	Frequency	Percent	Percent Responses		Means										
Strongly Agree				(5)	7	100.00%													
Agree				(4)	0	0.00%													
Neutral				(3)	0	0.00%													
Disagree				(2)	0	0.00%													
Strongly Disagree				(1)	0	0.00%													
N/A				(0)	0	0.00%													
								0	25	50	100	Question		Brown University		Division		Department	
Response Rate		Mean	STD	Median	Brown University		Mean	STD	Median	Division		Mean	STD	Median	Department		Mean	STD	Median
7/21 (33.33%)		5.00	0.00	5.00	13384		4.53	0.77	5.00	3307		4.55	0.76	5.00	1612		4.58	0.74	5.00

Course: Spring2024ECON1960S01: ECON1960 Spring24 S01 Honors Tutorial for Economics Majors-S01
Instructor: Neil Thakral
TA: Alison Lodermeier,Francesco Ferlenga *
Response Rate: 14/21 (66.67 %)






1 - My teaching assistant (Francesco Ferlenga):

provided clear feedback on assignments that improved my learning.

Response Option				Weight	Frequency	Percent	Percent Responses			Means									
Strongly Agree				(5)	7	100.00%													
Agree				(4)	0	0.00%													
Neutral				(3)	0	0.00%													
Disagree				(2)	0	0.00%													
Strongly Disagree				(1)	0	0.00%													
N/A				(0)	0	0.00%													
02550100										Question		Brown University		Division		Department			
Response Rate		Mean	STD	Median	Brown University		Mean	STD	Median	Division		Mean	STD	Median	Department		Mean	STD	Median
7/21 (33.33%)		5.00	0.00	5.00	13345		4.51	0.80	5.00	3288		4.51	0.82	5.00	1596		4.59	0.70	5.00

1 - My teaching assistant (Francesco Ferlenga):

Overall, I rate this teaching assistant as effective.

Response Option				Weight	Frequency	Percent	Percent Responses			Means											
Strongly Agree				(5)	7	100.00%															
Agree				(4)	0	0.00%															
Neutral				(3)	0	0.00%															
Disagree				(2)	0	0.00%															
Strongly Disagree				(1)	0	0.00%															
N/A				(0)	0	0.00%															
										0	25	50	100	Question		Brown University		Division		Department	
Response Rate		Mean	STD	Median	Brown University		Mean	STD	Median	Division		Mean	STD	Median	Department		Mean	STD	Median		
7/21 (33.33%)		5.00	0.00	5.00	13316		4.56	0.73	5.00	3289		4.57	0.73	5.00	1607		4.61	0.68	5.00		

2 - What has been particularly effective about Francesco Ferlenga's approach to teaching in this course?

Response Rate 4/21 (19.05%)

- Francesco always asked thought-provoking questions during presentations which helped in refining my paper a lot.
- Really great questions and feedback for presentation.
- Also super helpful and prepared, happy to spend extra time with students when they have questions
- Thanks for the feedback on my thesis presentation!

3 - What specific advice would you have for Francesco Ferlenga about changes that would enhance your learning?

Response Rate 2/21 (9.52%)

- None
- none